

TX Connect Smart Interconnection Cable (TI.IC.xxxxxx)

TX Connect Smart Power/Data Injector Box (TI.ZI.0000100)

TX Connect Smart Interconnection Cable (TI.IC.xxxxxx)

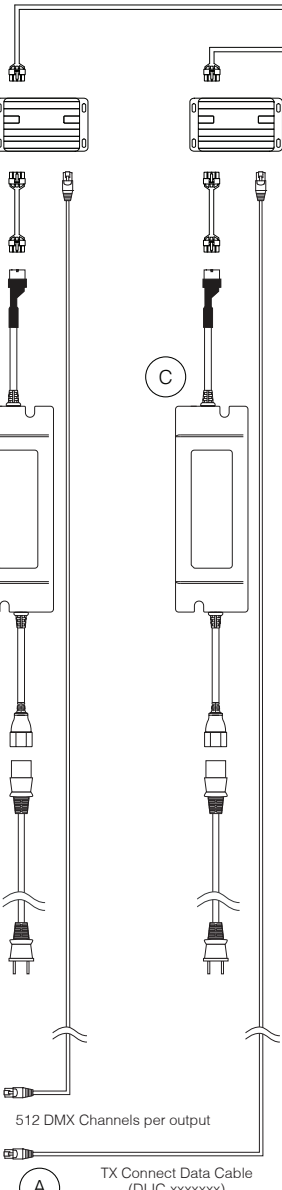
LED Engine Smart 100W Indoor (PS.IA.0010000)
POWER SUPPLY

AC Power Cord (PS.AC.xxxxxxx)

Micro Server (CS.MA.5000000)



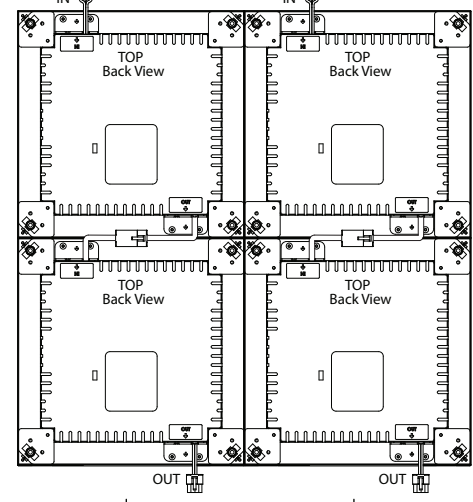
CONTROLLER
Powered by LED Engine via TX Connect Data Cable



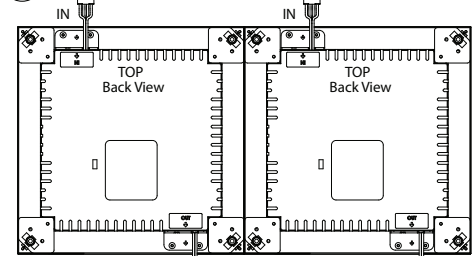
TX Connect Data Cable (DI.IC.xxxxxx)

B

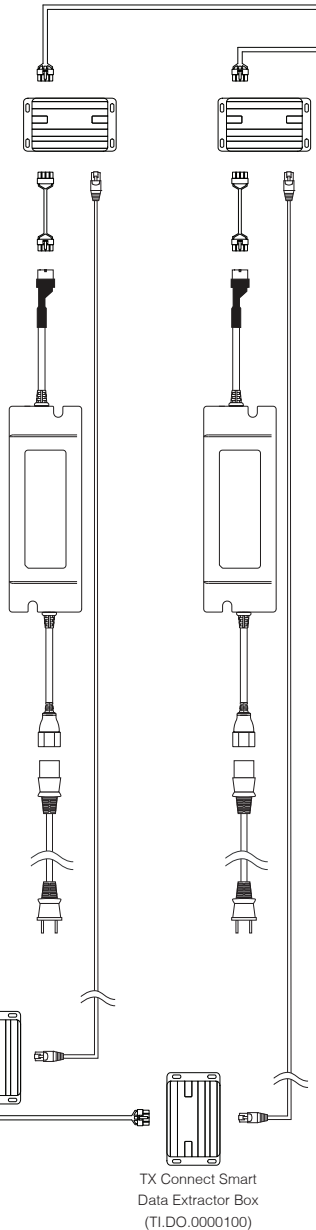
1PXL Module RGB (MB.MO.5010000)



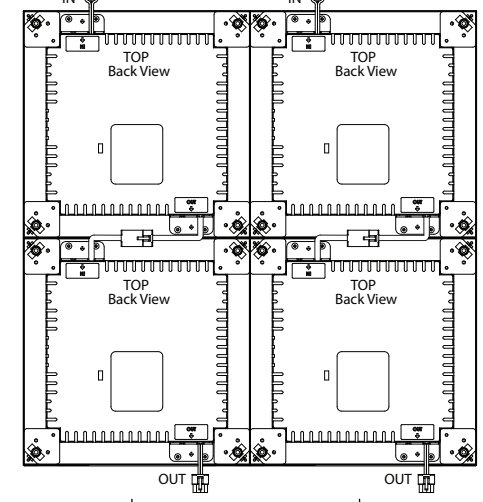
D



TX Connect Smart Extension Cable (TI.EC.xxxxxx)



TX Connect Smart Data Extractor Box (TI.DO.0000100)



10x 1PXL MODULE RGB CAN BE DAISY CHAINED PER LED ENGINE SMART 100W INDOOR.

170x 1PXL MODULE RGB CAN BE DAISY CHAINED PER MICRO SERVER OUTPUT (512 DMX CHANNELS).

CABLING LENGTHS
A to B: 100 meters
CONTROLLER to first FIXTURE.
C to D: 30 meters
POWER SUPPLY to last FIXTURE in chain.

<p>Please check for the latest updates and changes on the TRAXON website. © TRAXON TECHNOLOGIES, 2008. ALL RIGHTS RESERVED. WWW.TRAXONTECHNOLOGIES.COM HONG KONG NEW YORK PARIS TOKYO FRANKFURT BIRMINGHAM ROTTERDAM</p>	TITLE :	SYSTEM WIRING DIAGRAM	DATE :	25/11/2008
	PRODUCTS :	1PXL MODULE RGB LED ENGINE SMART 100W INDOOR MICRO SERVER	DWG BY :	YHL
			SCALE :	NOT TO SCALE
			PAGE :	1 OF 1
			VER :	1.1